

DC-DC CONVERTER 110/24 V DC QS5

110/24 V DC, 4,2A

QS5.241-60
PSU 110V dc I/P 24V dc 4.2A 100W O/P Railway
Compliant

- Width 40 mm
- 91,1 % efficiency
- Acc. to EN 50155 railway application standard
- 50% bonuspower for 4 seconds
- Conformal coated PC-boards



PRODUCT DESCRIPTION

The QS5.241-60 DC/DC converter is designed specifically for railway & transportation applications. It is approved according to the EN 50155 standard, which is an international standard covering electronic equipment used on rolling stock for railway applications. The standard covers aspects such as temperature, humidity, shock, vibration, EMI and other parameters. Because of these requirements, the unit is equipped with conformal coated pc-boards.

The unit features a DC-OK signal contact for remote monitoring, and quick-connect spring-clamp terminals for a reliable connection even when mechanical vibration and shock are involved. The unit also covers an extreme wide temperature range from -25°C up to +70°C with full output current.

This DC/DC converter comes in a very compact housing and requires only 40mm space on the DIN-rail due to the high efficiency and low power losses. The high efficiency is achieved by utilizing cutting edge technology and other unique design techniques.

TECHNICAL DATA

INPUT DATA

Input voltage dc	110 V
Input voltage dc min	77 V DC
Input voltage dc max	154 V DC
Inrush current	Typ. 10 A @ 110 V DC
Max entrance tripple	15 V pp

OUTPUT DATA

Output voltage	24 V DC
Output voltage min	24 V DC
Output voltage max	28 V DC
Output current	4,2 A

Power	100 W
-------	-------

EFFICIENCY / LIFETIME / MTBF

Efficiency	91,1 %
Life span	127000 h @ 24 V DC, 4,2 A, 40 °C
MTBF (IEC 61709)	127000 h @ 24 V DC, 4,2 A, 40 °C

DIMENSIONS

Width	40 mm
Height	124 mm
Depth	117 mm
Weight	0,64 kg

OTHER

Approvals	CE, EN 50155
Keep time	Typ. 42 ms @ 4,2 A
IP class	IP20
Clamp type	Spring-clamp
Material protection	Aluminium
Ripple max	50 mV pp
Series	Dimension Q
Temperature min without derating	-25 °C
Temperature max without derating	60 °C
Conformal coated	Yes
DC relay output	Yes

Fig. 6-1 Output voltage vs. output current, typ.

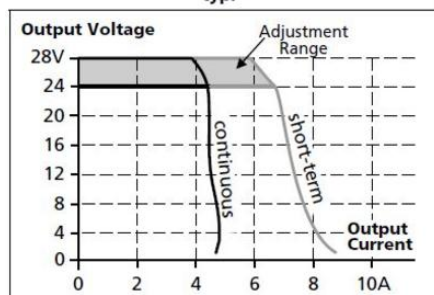


Fig. 6-2 Bonus time vs. output power

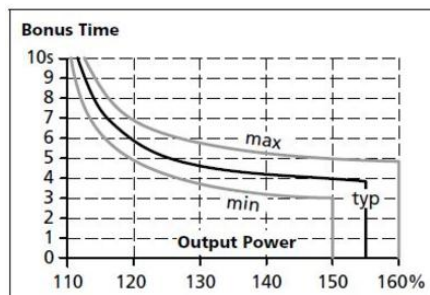


Fig. 9-1 Efficiency vs. output current, at 24V, typ.

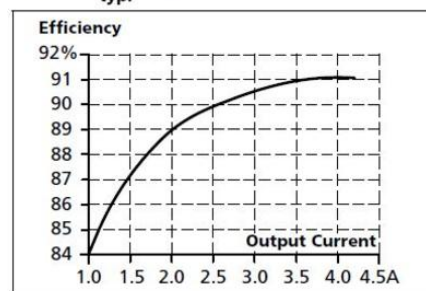


Fig. 13-1 Front side



Fig. 22-1 Front view

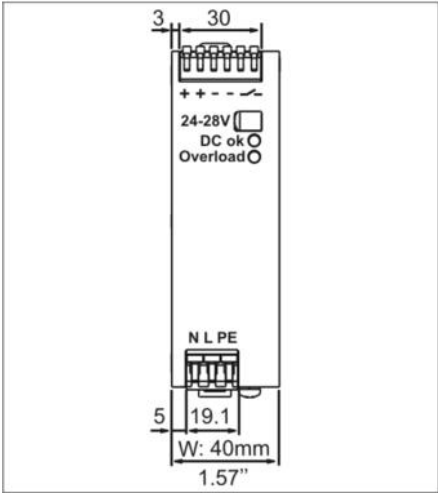


Fig. 22-2 Side view

